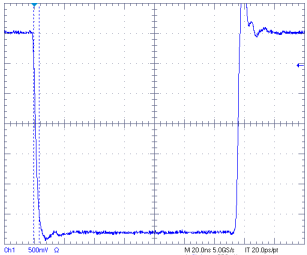

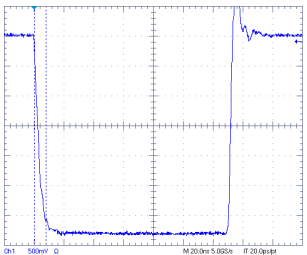

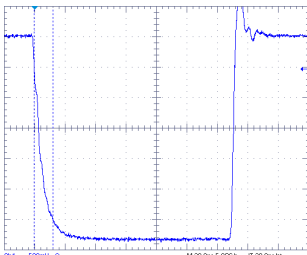



Application Note # 03: LD-Connections

Related Products: All PicoLAS short pulse drivers

The connection of the laser diode to any of the PicoLAS short pulse drivers is very critical. A wrong connection, the wrong decision about the connection cable etc. will result in slow rise times. This application note shows the measured effects of different connections to the laser diode in respect to the rise times. **The used driver is a LDP-V 50-100.**

The parasitic stray inductive behaviour is the most important influence of the cables. Due to the skin effect, copper thickness is not relevant for short pulses.

<p>A short immediately at the output of the driver with a low impedance ribbon. Make sure that this is recommended in the manual.</p> <p>Current rise time approx. 3.5 ns</p> <p>Same values can be achieved with a diode connected directly to the unit</p>		
<p>Laser diode with self made stripline. Length: 100 mm</p> <p>Current rise time approx. 7 ns</p>		
<p>A laser diode with long legs</p> <p>Current rise time approx. 12 ns</p>		
<p>Laser diode with round litz wires. Length: 100 mm</p> <p>Current rise time > 130 ns</p>	